

SUZUKI GSX-R1000 '17-

REF 9738

ALERONES LATERALES "DOWNFORCE" / SIDE SPOILER DOWNFORCE / SEITENFLÜGEL DOWNFORCE



ID	PIEZA/PART	DESCRIPCIÓN	DESCRIPTION	QTY	REF
1		Base alerón derecha	Right main plain spoiler	1	10622
2		Winglet negro derecho Winglet azul derecho	Right black Winglet Right blue Winglet	1	10629
3		Base alerón izquierda	Left main plain spoiler	1	10622
4		Winglet negro izquierdo Winglet azul izquierdo	Left black Winglet Left blue Winglet	1	10629
5		Soporte metálico R1	R1 metal suport	1	SOPOR-4P-5-9738
6		Soporte metálico R2	R2 metal suport	1	SOPOR-4P-5-9738
7		Soporte metálico L1	R1 metal suport	1	SOPOR-4P-5-9738
8		Soporte metálico L2	R2 metal suport	1	SOPOR-4P-5-9738
9		Tuerca autoblocante M4	M4 Locking nut	4	TUERCAE985-0290
10		Arandela de goma Ø4,5 x Ø11 x 2mm	Ø4,5 x Ø11 x 2mm Rubber washer	4	ARAND-EPDM--722
11		Arandela de nylon M4x0,5	M4x0,5 Nylon washer	8	ARNV00000000311
12		Tuerca de clip M6	M6 clip nut	2	TUERCA-TRT-M6--
13		Tornillo Allen M6x30 Ø11 ISO 7380	M6x30 Ø11 ISO 7380 Allen screw	2	TORNI-I7380-626
14		Casquillo Ø13 x Ø8 x 12	Ø13 x Ø8 x 12 Arrowhead	2	CASQUI-M----769
15		Tornillo Allen M5x20 Ø11 ISO 7380	M5x20 Ø11 ISO 7380 Allen screw	2	TORNI-I7380-730
16		Casquillo Ø14 x Ø8,5 x 3,5	Ø14 x Ø8,5 x 3,5 Arrowhead	2	CASQUI-----182
17		Arandela de nylon M5x1	M5x1 Nylon washer	4	ARNV00000000245
18		Tornillo Allen M5x11 Ø11 ISO 7380	M5x11 Ø11 ISO 7380 Allen screw	4	TORNI-AI----520
19		Tornillo Allen M4x12 Ø9 ISO 7380	M4x12 Ø9 ISO 7380 Allen screw	4	TORNI-I7380-800
20		Tapón tornillo Allen M5 ISO 7380	M5 ISO 7380 Allen screw cap	4	TAPON-----85

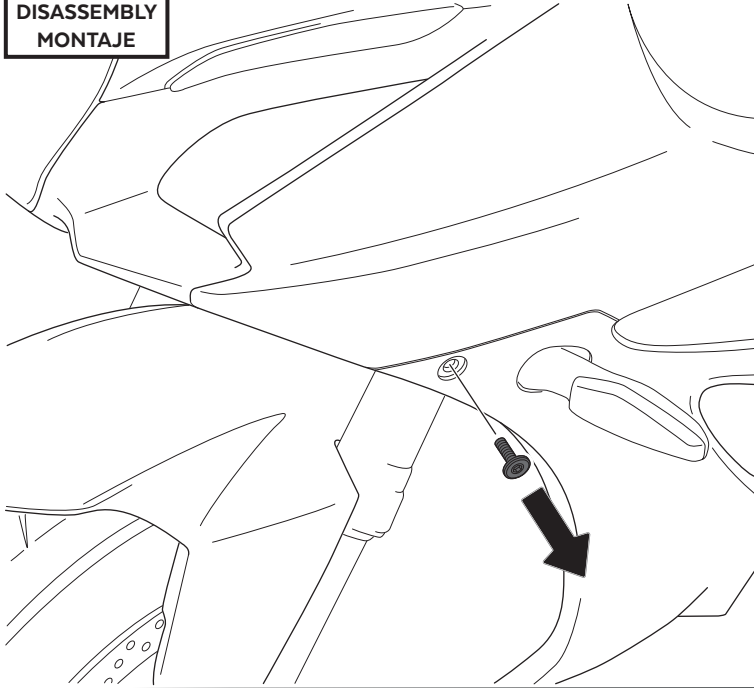
SUZUKI GSX-R1000 '17-

INSTRUCCIONES DE MONTAJE - MOUNTING INSTRUCTIONS - MONTAGEANLEITUNG

1

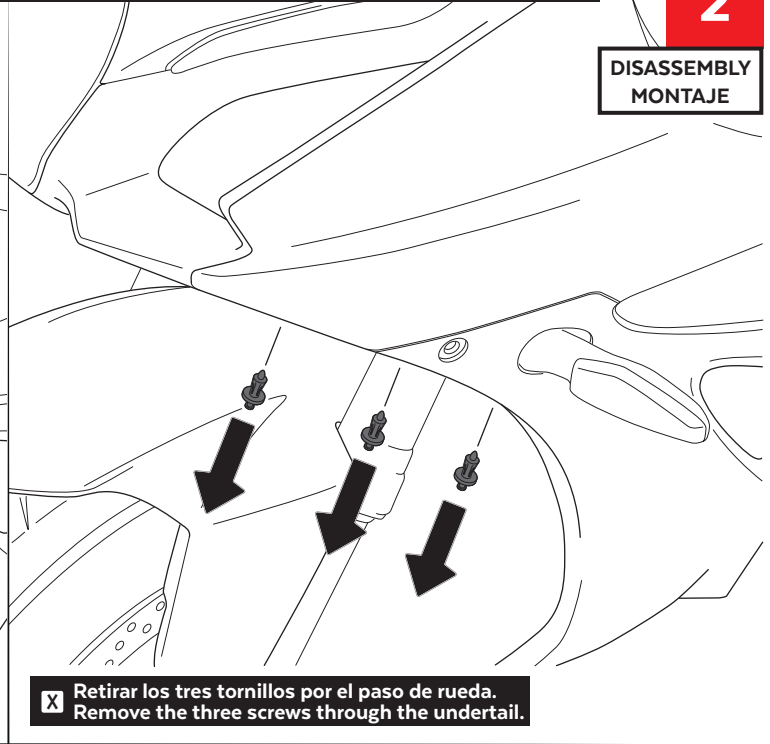
Se muestra el montaje del lado izquierdo a modo de ejemplo, realizar los mismos pasos para el montaje del lado derecho.
The left side assembly is shown as an example, so the same steps can be performed for the right side assembly.

DISASSEMBLY
MONTAJE



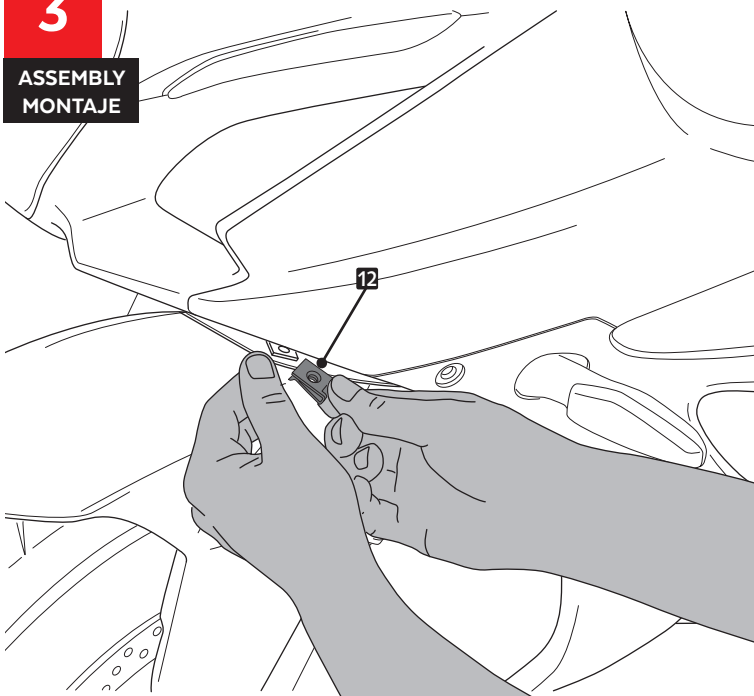
2

DISASSEMBLY
MONTAJE



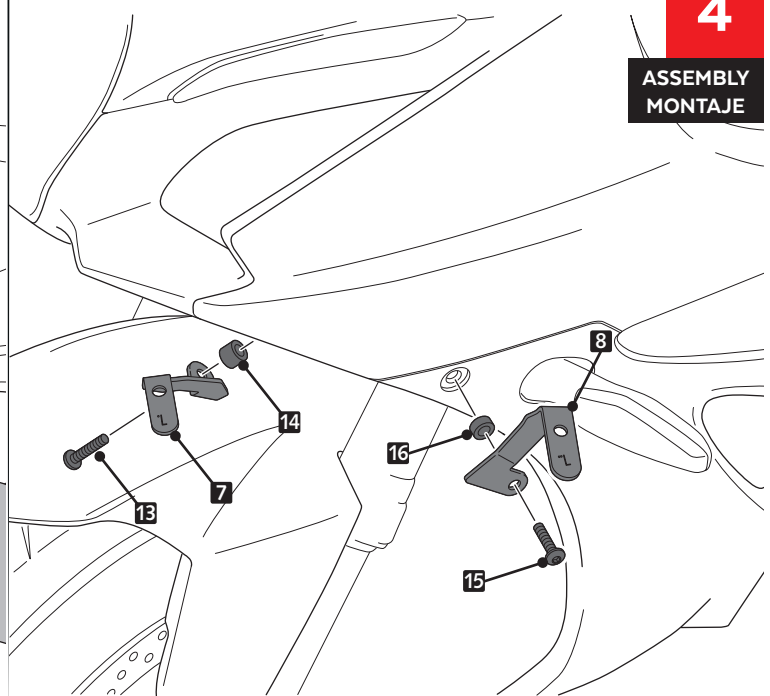
3

ASSEMBLY
MONTAJE



4

ASSEMBLY
MONTAJE

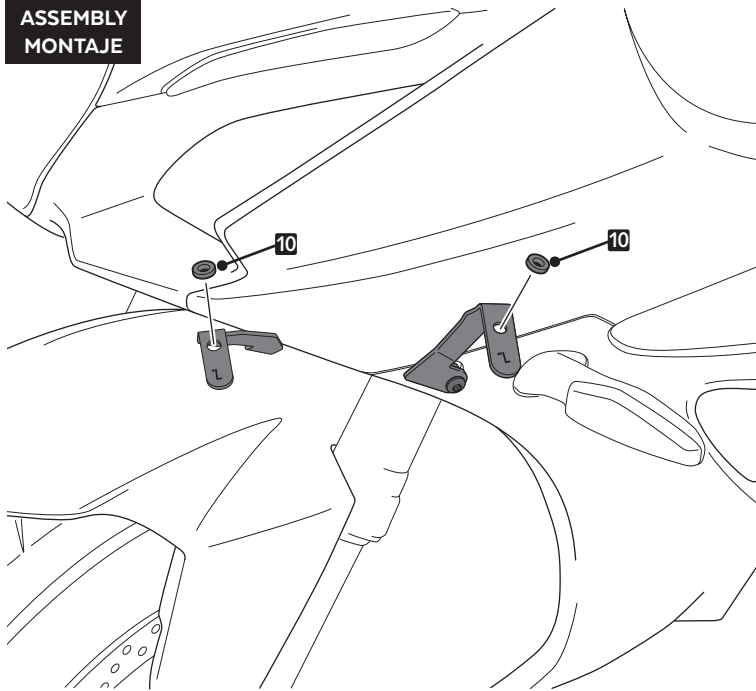


SUZUKI GSX-R1000 '17-

INSTRUCCIONES DE MONTAJE - MOUNTING INSTRUCTIONS - MONTAGEANLEITUNG

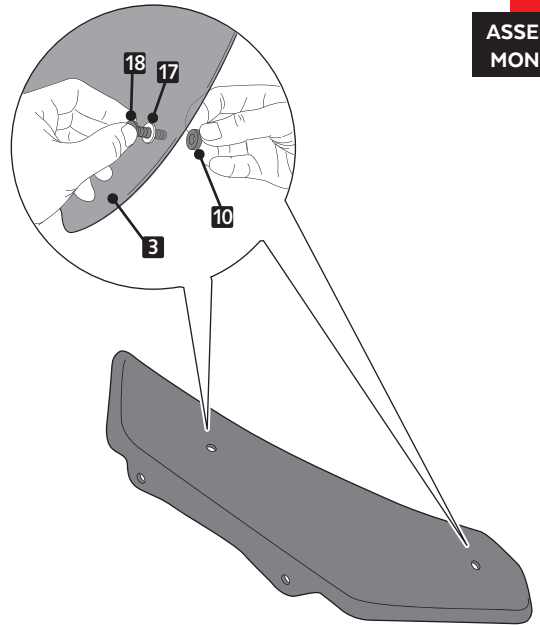
5

ASSEMBLY
MONTAJE



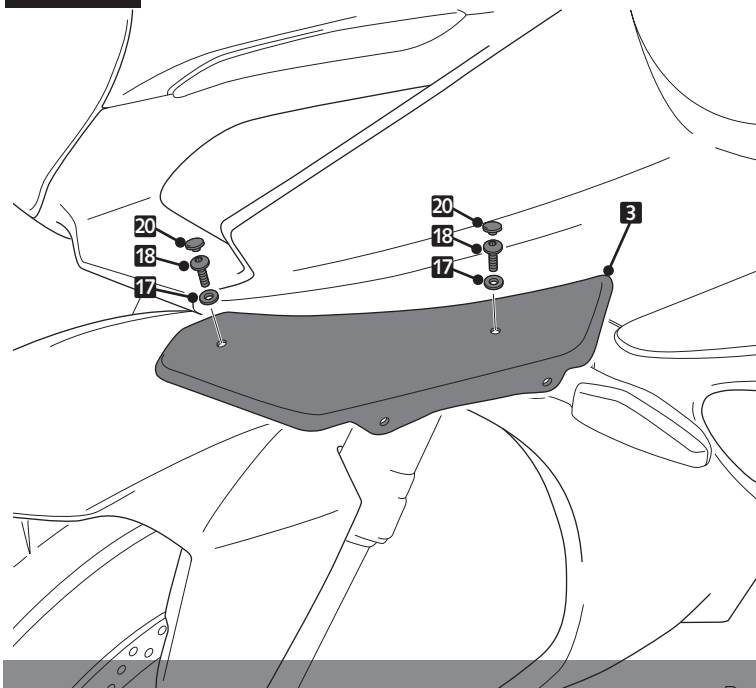
6

ASSEMBLY
MONTAJE



7

ASSEMBLY
MONTAJE



8

ASSEMBLY
MONTAJE

