

HONDA CBR1000RR FIREBLADE / SP / SP2 '17-

REF 9729

ALERONES LATERALES "DOWNFORCE" / SIDE SPOILER DOWNFORCE / SEITENFLÜGEL DOWNFORCE



ID	PIEZA/PART	DESCRIPCIÓN	DESCRIPTION	QTY	REF
1		Base alerón derecha	Right main plain spoiler	1	10622M3
2		Winglet Negro derecho Winglet Rojo derecho	Right black winglet Right red winglet	1 1	10624M3
3		Base alerón izquierda	Left main plain spoiler	1	10622M3
4		Winglet Negro izquierdo Winglet Rojo izquierdo	Left black winglet Left red winglet	1 1	10624M3
5		Soporte metálico R1	R1 metal suport	1	SOPOR-6P-6-9729
6		Soporte metálico R2	R2 metal suport	1	SOPOR-6P-6-9729
7		Soporte metálico R3	R3 metal suport	1	SOPOR-6P-6-9729
8		Soporte metálico L1	R1 metal suport	1	SOPOR-6P-6-9729
9		Soporte metálico L2	R2 metal suport	1	SOPOR-6P-6-9729
10		Soporte metálico L3	R3 metal suport	1	SOPOR-6P-6-9729
11		Tuerca autoblocante M4	M4 Locking nut	4	TUERCAE985-0290
12		Arandela de goma Ø4,5 x Ø11 x 2mm	Ø4,5 x Ø11 x 2mm Rubber washer	4	ARAND-EPDM--722
13		Arandela de nylon M4x0,5	M4x0,5 Nylon washer	8	ARNV000000000311
14		Tornillo Allen M5x16 Ø11 ISO 7380	M5x16 Ø11 ISO 7380 Allen screw	2	TORNI-I7380-493
15		Casquillo Ø13 x Ø6,5 x 8,5	Ø13 x Ø6,5 x 8,5 Arrowhead	2	CASQUI-----0298
16		Arandela de nylon M5x1	M5x1 Nylon washer	4	ARNV000000000245
17		Tornillo Allen M5x11 Ø11 ISO 7380	M5x11 Ø11 ISO 7380 Allen screw	4	TORNI-AI----520
18		Tornillo Allen M4x12 Ø9 ISO 7380	M4x12 Ø9 ISO 7380 Allen screw	4	TORNI-I7380-800
19		Tapón tornillo Allen M5 ISO 7380	M5 ISO 7380 Allen screw cap	4	TAPON-----85

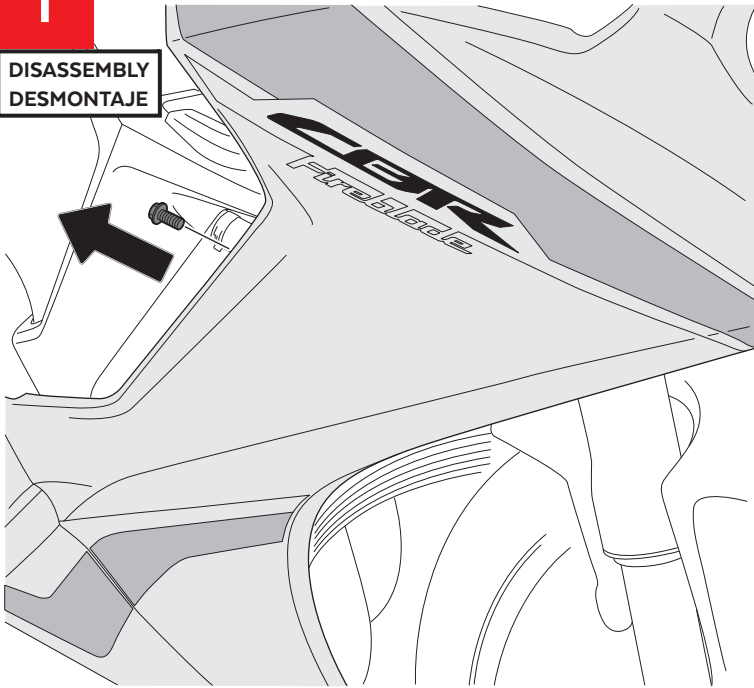
HONDA CBR1000RR FIREBLADE/ SP/ SP2 '17-

INSTRUCCIONES DE MONTAJE - MOUNTING INSTRUCTIONS - MONTAGEANLEITUNG

Se muestra el montaje del lado derecho a modo de ejemplo, realizar los mismos pasos para el montaje del lado izquierdo.
The right side assembly is shown as an example, so the same steps can be performed for the left side assembly.

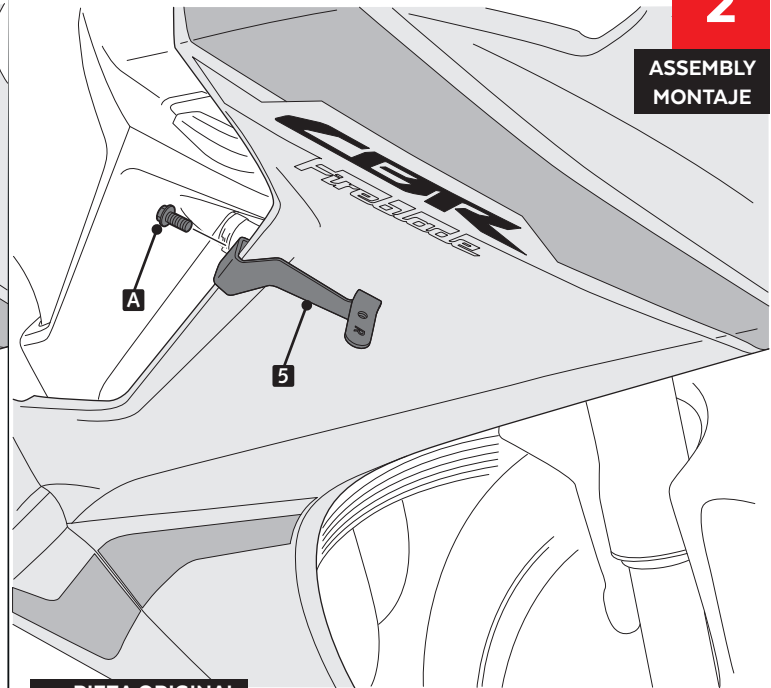
1

DISASSEMBLY
DESMONTAJE



2

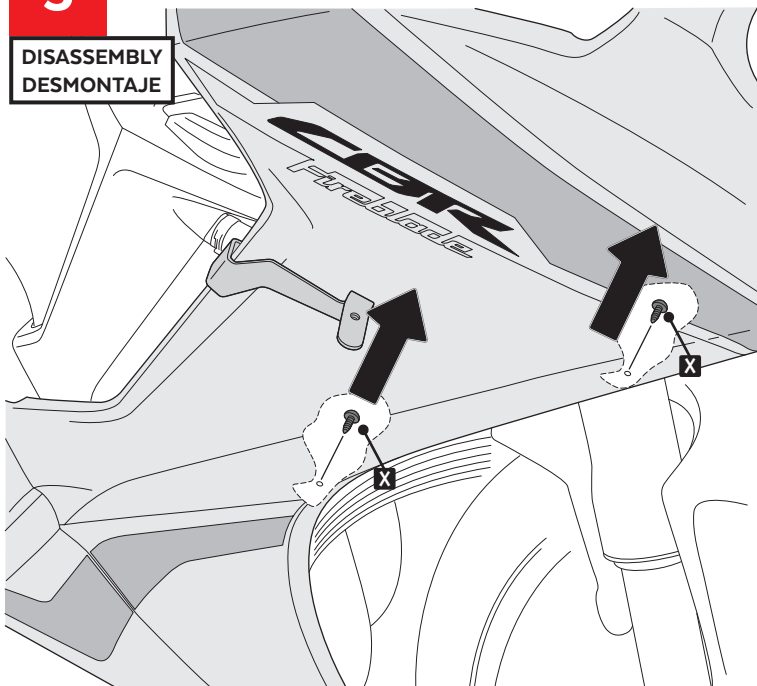
ASSEMBLY
MONTAJE



A PIEZA ORIGINAL
ORIGINAL PART

3

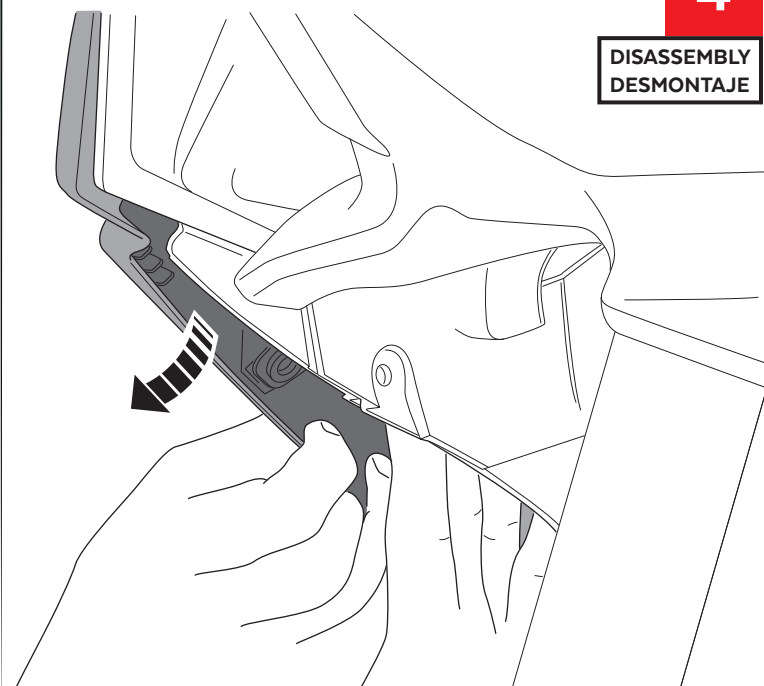
DISASSEMBLY
DESMONTAJE



X Retirar los dos tornillos por el paso de rueda.
Remove the two screws through the undertail.

4

DISASSEMBLY
DESMONTAJE

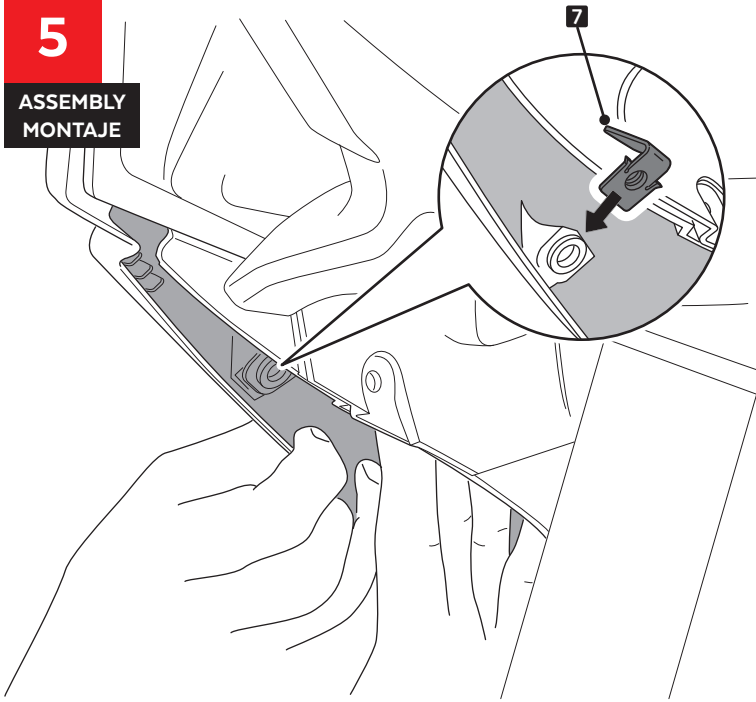


HONDA CBR1000RR FIREBLADE/ SP/ SP2 '17-

INSTRUCCIONES DE MONTAJE - MOUNTING INSTRUCTIONS - MONTAGEANLEITUNG

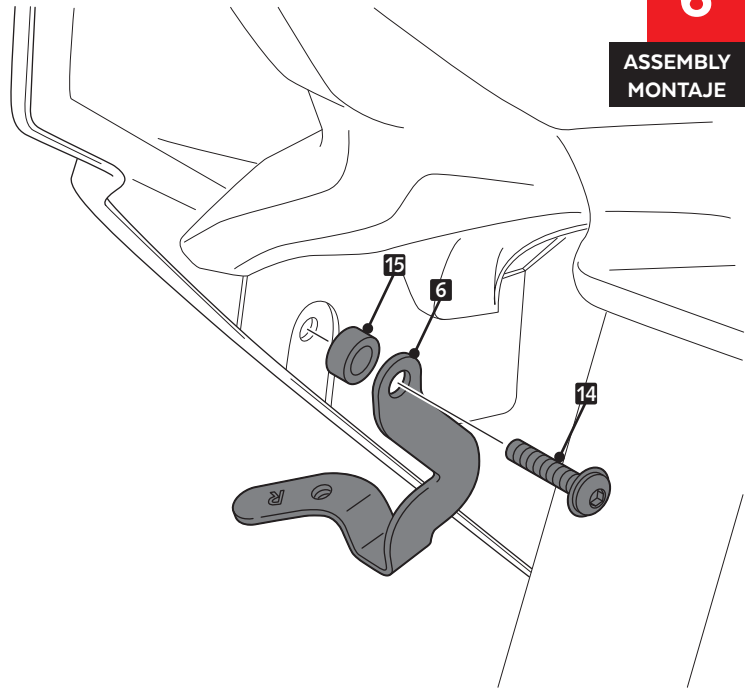
5

ASSEMBLY
MONTAJE



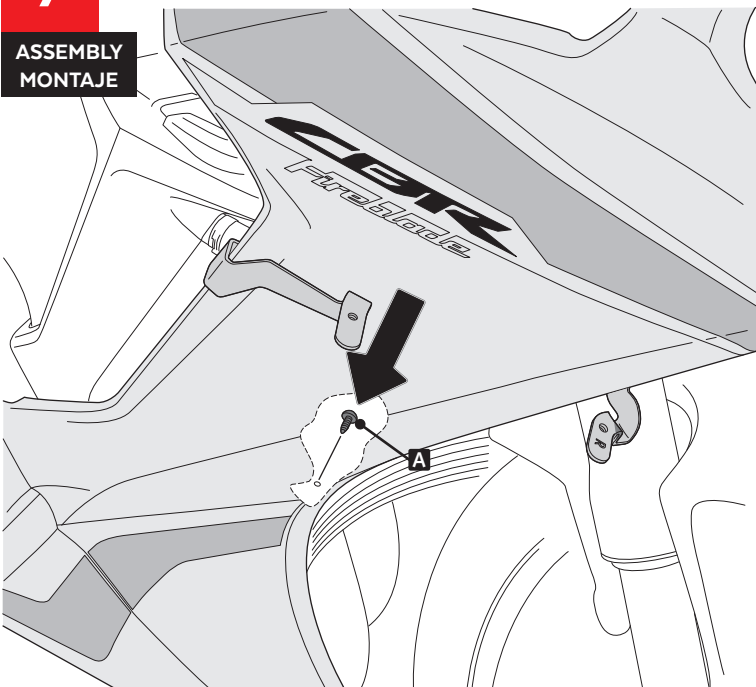
6

ASSEMBLY
MONTAJE



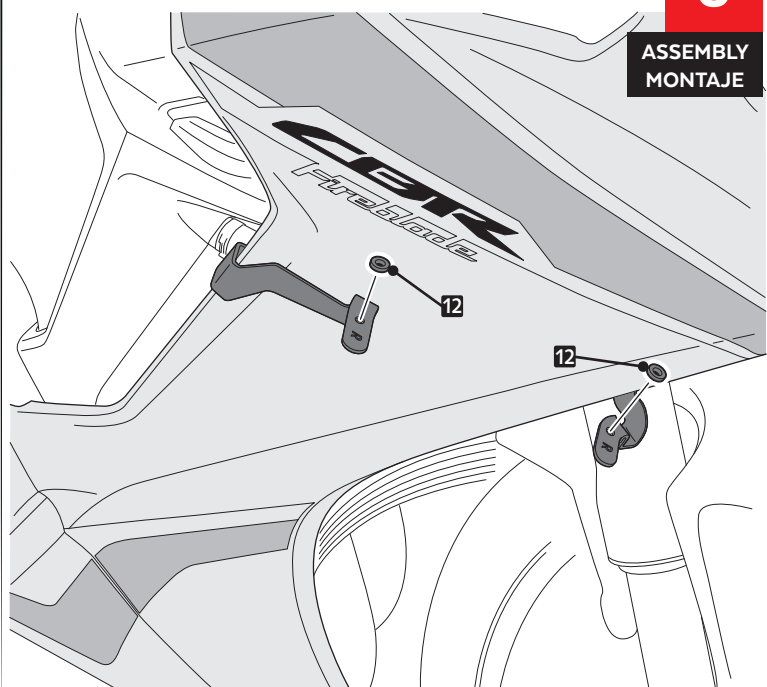
7

ASSEMBLY
MONTAJE



8

ASSEMBLY
MONTAJE



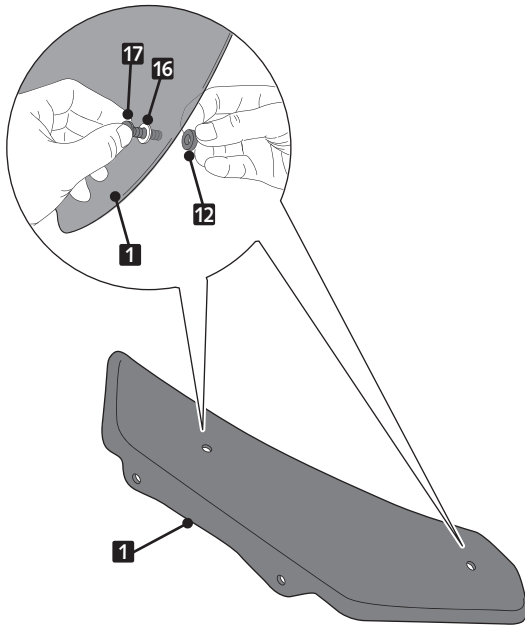
A PIEZA ORIGINAL
ORIGINAL PART

HONDA CBR1000RR FIREBLADE/ SP/ SP2 '17-

INSTRUCCIONES DE MONTAJE - MOUNTING INSTRUCTIONS - MONTAGEANLEITUNG

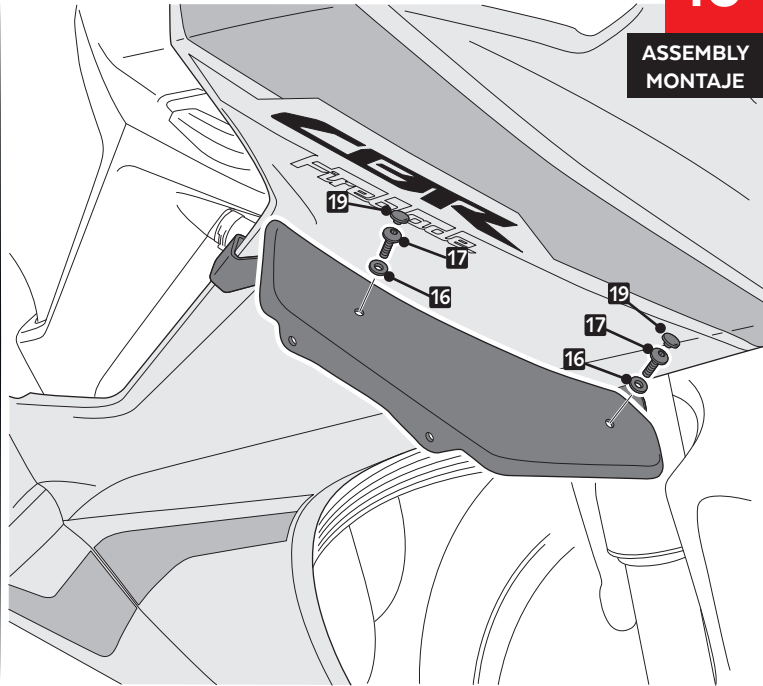
9

ASSEMBLY
MONTAJE



10

ASSEMBLY
MONTAJE



11

ASSEMBLY
MONTAJE

